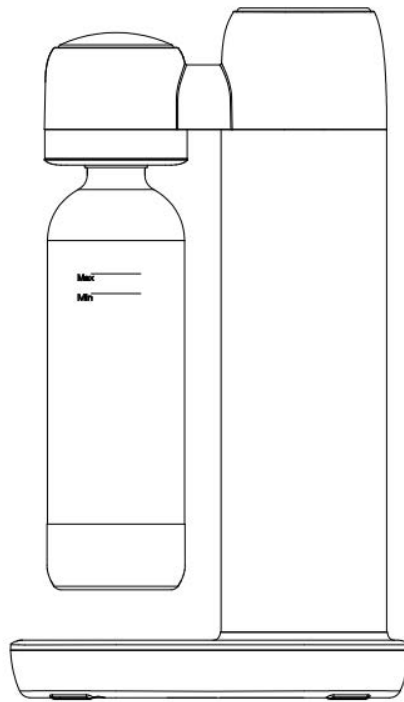


Operation Manual Of Bubble Water Machine

Model: kt-168



Matters Needing Attention:

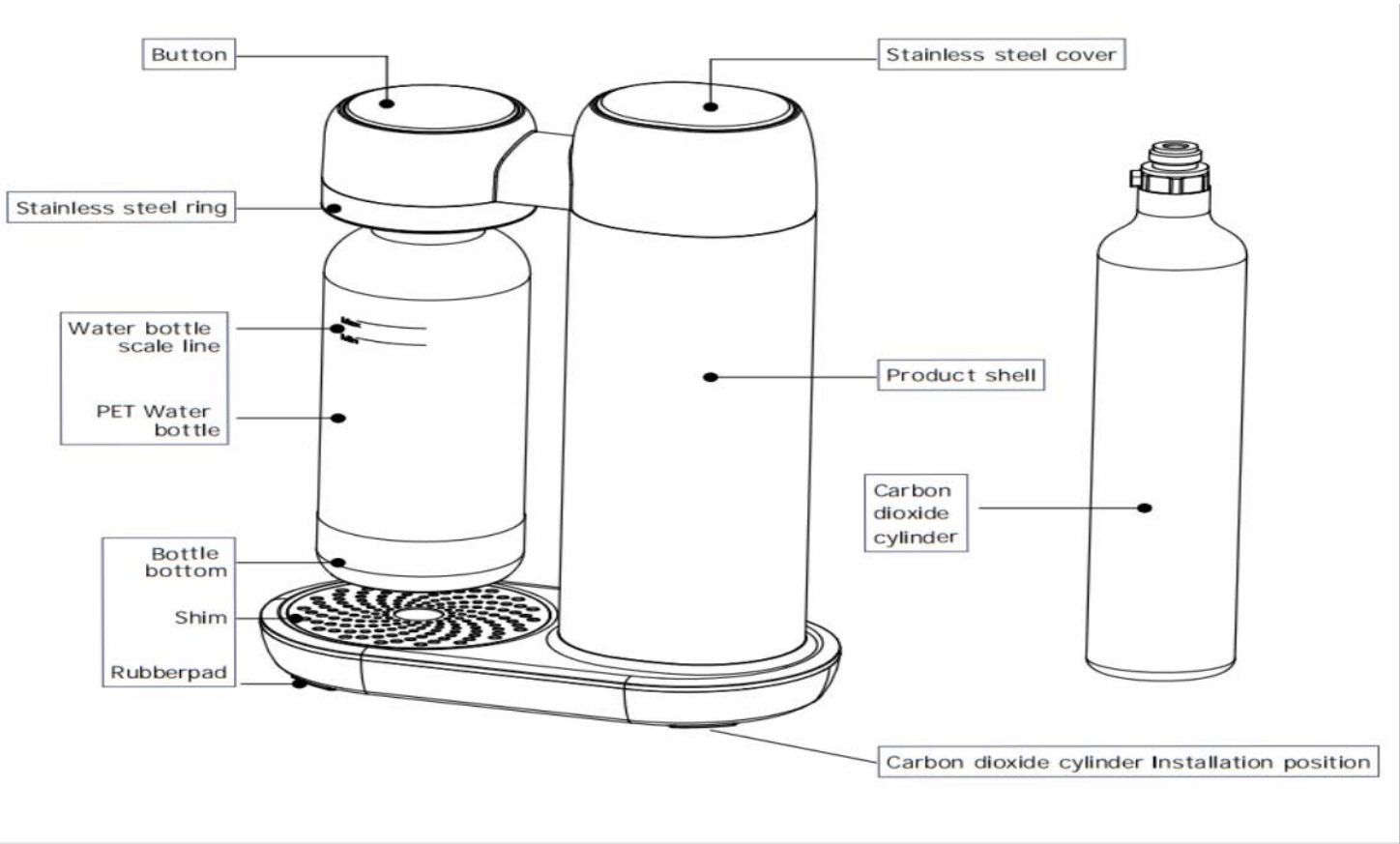
- Please check whether there are missing parts and the integrity of the product appearance according to the list of accessories. If there is damage, please contact the customer service immediately for replacement, and do not use the damaged products to avoid safety accidents.
- Please read the instructions and precautions carefully before using the machine.
- This product and related accessories have passed strict safety tests. Do not use accessories other than other company brands to avoid some unnecessary potential safety hazards. Our company will not bear any legal responsibility for any dangerous accident caused by using the product accessories of other companies.
- The machine needs to be used by people over 12 years old who can understand the safe use specifications and understand the relevant hazards. Children under the age of 12 are not allowed to use alone. At the same time, they are not allowed to play with product accessories and materials. There may be a risk of suffocation. Please use them with the company and guidance of your parents.
- Please keep this bubble water machine working on a flat, stable and anti overheating object surface and away from high temperature. Do not place the bubble water machine on a high-temperature surface (such as high-temperature plate and warm table mat), and make sure that it is away from the fire.
- Please note: when using water with lower temperature, small pieces of ice may appear in the water during carbonization, which is normal, and the ice will melt quickly.
- Please use the equipment in strict accordance with the product manual.
- The carbon dioxide cylinders of this product have passed the special safety test. It is strictly prohibited to fill the carbon dioxide cylinder gas by yourself and disassemble the valve of the carbon dioxide cylinder. Please standardize the operation.
- If the equipment fails, please do not try to repair it by yourself. Please contact the manufacturer through the after-sales service phone, and professional personnel will guide you to operate or return it to the factory for repair.
- It is strictly prohibited to directly pour tea, wine, fruit, beverage and fruit juice into PET water bottles for direct inflation.
- It is strictly prohibited to inflate the empty bottle directly.
- When you received your goods, please immediately check whether the gas products are missing. If the products are damaged or defective, please contact our customer service in time to avoid potential safety hazards.

• Users can only use the original accessories provided or recommended by the manufacturer, otherwise the warranty commitment is invalid. If the product is damaged or defective, please contact the customer service immediately and do not use the product during this period.

• It is forbidden to refit or disassemble this product without permission, if you want to repair , professionals will send the products to the factory for maintenance, and then send them to the customers after maintenance

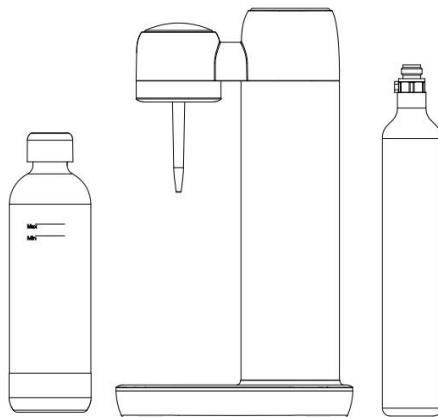
Product introduction:

The product design of bubble water machine is European style and comes with an inflatable pet water bottle. At the same time, it meets the needs of users in the family, kitchen and dining table. The unique press design is very handy for users to use. A bottle of refreshing and delicious bubble water can be made in a few seconds at home, and bubbles can be added and reduced freely according to users' preferences, making the production of bubble water diverse and interesting. At the same time, it is a simple and easy-to-use household bubble water machine.

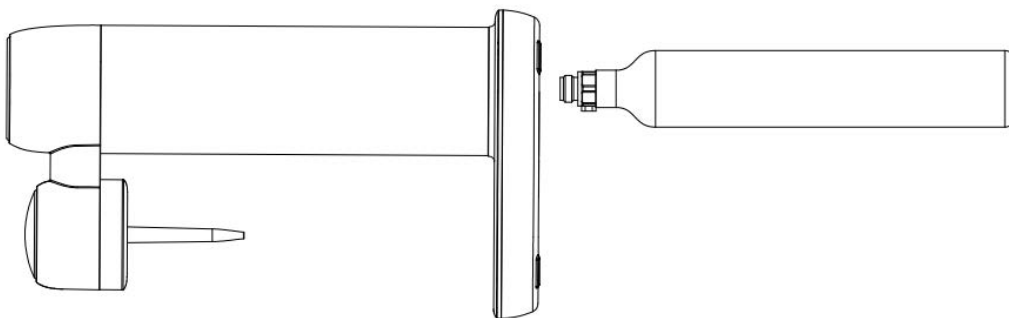


Installation and use:

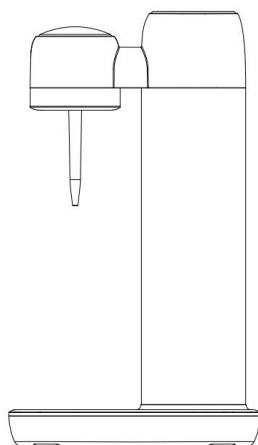
1. Open the package and take out the machine and gas cylinder.



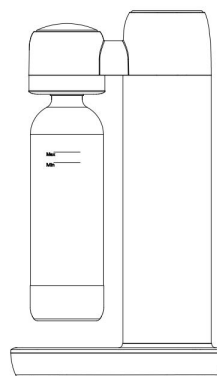
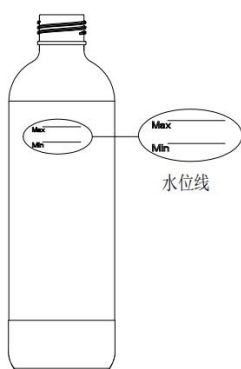
2.Align the gas cylinder with the hole at the bottom of the product.



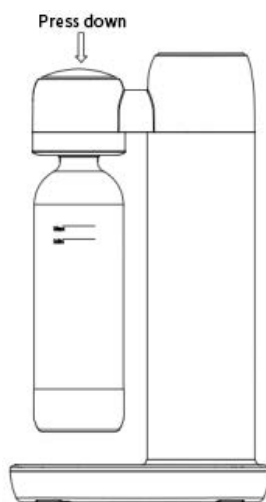
3.Load the cylinder into the machine and rotate it still firmly.



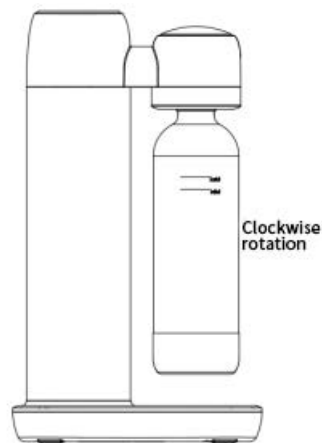
4.Fill the water bottle to the water level line, rotate and put it in, align it above the nozzle, and rotate it firmly.



5.Press the button to the bottom and release the button immediately after hearing the warning sound.



6. After inflation, unscrew the water bottle and drink it



Safety Precautions for Carbon Dioxide Cylinders :

- Before using the carbon dioxide gas cylinder, please check carefully for dents, punctures or other damages, if found, please contact the dealer as soon as possible.
- Only use the special carbon dioxide cylinder supplied by the seller. Please read carefully the precautions and safety hazards on the carbon dioxide cylinder packaging before use. The maximum ambient temperature of the carbon dioxide gas cylinder is 50 °C, please keep away from open flames and high temperature areas when using and storing, please use it under normal ambient temperature.
- In the process of making sparkling water, please do not change the gas bottle in the middle, because it will cause the water in the PET water bottle to flow back and cause the product to be damaged.
- If the temperature of the gas cylinder is lower than room temperature, please let it slowly return to the room to adjust the temperature. It is strictly forbidden to heat the carbon dioxide gas cylinder to accelerate the temperature recovery, so as to avoid potential safety hazards.
- If the temperature of the gas cylinder is higher than room temperature, please let it cool down slowly to the indoor temperature, and it is strictly forbidden to put it in the refrigerator to cool down quickly, which will cause safety hazards.
- If the temperature is too low and the gas cylinder is frozen, please avoid contact with the skin, as it may cause frostbite.
- Do not puncture or burn carbon dioxide cylinders.
- Do not hold the gas cylinder as it releases carbon dioxide.

Please keep the empty bottle properly. If you need to replace the gas bottle, please contact the after-sales service telephone, and we will provide the service of ventilation and recycling of the empty bottle in time.

PET water bottle safety precautions :

- For your safety, please use the original PET water bottle provided by the seller. If you use other brands of plastic bottles, it will lead to product safety risks and lead to warranty invalidation and safety hazards.
- It is strictly forbidden to directly charge carbon dioxide into anhydrous PET water bottles, and it is strictly forbidden to continuously inflate for a long time, which will reduce the service life of PET water bottles and unnecessary safety hazards.
- It is strictly forbidden to release the pressure after inflation (referring to the protective device that is activated when too much carbon dioxide is charged in the PET water bottle. The pressure relief function can help the PET water bottle not burst due to excessive air pressure) and remove the water bottle when it does not disappear.
- There are the highest and lowest scale lines in the PET water bottle. Please control the amount of water in the PET water bottle between the highest and lowest scale lines to ensure sufficient taste.

- PET water bottles are strictly prohibited to be frozen in the refrigerator.
- PET water bottles are limited to drinking water at 3° C to 40° C, and cold water at 4° C to 7° C will have a better taste.
- If the PET bottle body is deformed, cracked, chipped or has expired, please replace it immediately or buy a new PET water bottle.

Cleaning and care of PET water bottles

- Before and after each use, carefully rinse the water bottle and dry it to prevent stains from remaining and affecting the service life of the water bottle
- The recommended water temperature for cleaning the water bottle is about 24° C to 30° C. Excessive water temperature will cause the bottle body to deform, which will affect the user's experience.
- After cleaning, place it in an air-drying place to dry.
- Do not put it in the dishwasher for cleaning.
- If the PET bottle is deformed, please stop using it to avoid personal injury!

Certificate	
product name	sparkling water machine
Product number	
quality inspector	
Inspection date	

Warranty Card

sparkling water machine

purchase date:

Equipment warranty is 1 year;

• Under the condition that you comply with the equipment operation requirements, when the machine fails, you should contact the manufacturer, and return the warranty card together with the faulty machine to the manufacturer for replacement or repair.

The seller (manufacturer) shall not be liable for warranty in the following cases:

- Not used in accordance with the operating instructions or modified privately;
- Damage to the product caused by disassembling the product without the authorization of professionals;
- The machine is damaged due to the use of accessories not provided by the company;
- External damage that occurs after the equipment is handed over to the customer;
- Normal wear and tear (discoloration)

Due to accident, transportation or other man-made damage.

Special reminder: Valid equipment repairs can only be done through an authorized manufacturer/dealer.

Purchase platform:

Platform order number:

(post purchase invoice or proof here)